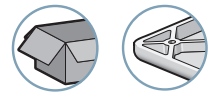


VSA-VS BM

Suction Cups with Foam Ring Seals



Industry-specific applications



Types of use



The VSA and VS series suction cups equipped with VSBM foam rings are suitable for gripping products with rough surfaces. For example...

For applications requiring FDA food grade compatibility, see the suction cups with a silicone band, series VSA-VS BM-SIF.

- Sawn wood, sheet metal, flat surfaces with bumps or hollows.
- Any rough surfaces for which the suction cups' lips do not seal properly.

Materials

NBR Nitrile **SIT5** Translucent silicone **SI** Silicone

Specifications

Some suction cup models are available with a foam ring:

- **VSA series:** Standard 1.5 bellows suction cups, Ø 20 to 78 mm in nitrile (NBR) or in transparent silicone (SIT5).
- **VS series:** Standard 2.5 bellows suction cups, Ø 20 to 88 mm in nitrile (NBR) or in transparent silicone (SIT5).
- Foam ring in nitrile for nitrile suction cups (good resistance to oil).
- Foam ring in silicone (SI) for transparent suction cups (SIT5) and silicone glue. (Resistant up to 200°C and leaves no marks on gripped products. Do not use for gripping of products before painting or lacquering.)
- Assembling: foam rings are factory-bonded onto suction cup lips.

Suction Cups with 1.5 Bellows with Foam Ring Seals, VSA-BM series

Icon	Ø (mm)	Volume (cm³)	NBR		SIT5 / SI			
			Force (N) ⁽¹⁾	Part Nr.	Force (N) ⁽¹⁾	Part Nr.		
	VSA 20---BM	20	1.3	7	VSA20NBRBM	1.3	4	VSA20SIT5BM
	VSA 25---BM	25	3.3	10	VSA25NBRBM	3.2	8	VSA25SIT5BM
	VSA 26---BM	26	4.2	10	VSA26NBRBM	4.1	8	VSA26SIT5BM
	VSA 33---BM	33	6.7	14	VSA33NBRBM	5.3	15	VSA33SIT5BM
	VSA 43---BM	43	12.3	25	VSA43NBRBM	10.8	26	VSA43SIT5BM
	VSA 53---BM	53	34.8	20	VSA53NBRBM	30.5	35	VSA53SIT5BM
	VSA 63---BM	63	52.9	40	VSA63NBRBM	45.9	50	VSA63SIT5BM
	VSA 78---BM	78	102.4	67	VSA78NBRBM	87.5	76	VSA78SIT5BM

Suction Cups with 1.5 Bellows



Suction Cups with 2.5 Bellows with Foam Ring Seals, VS-BM series

Icon	Ø (mm)	Volume (cm³)	NBR		SIT5 / SI			
			Force (N) ⁽¹⁾	Part Nr.	Force (N) ⁽¹⁾	Part Nr.		
	VS 20---BM	20	2.4	5	VS20NBRBM	2.4	4.1	VS20SIT5BM
	VS 25---BM	25	5.7	9	VS25NBRBM	5.6	8	VS25SIT5BM
	VS 26---BM	26	6.5	9	VS26NBRBM	6.4	8	VS26SIT5BM
	VS 32---BM	32	11.9	11.2	VS32NBRBM	10.6	12.6	VS32SIT5BM
	VS 42---BM	42	22.6	23.4	VS42NBRBM	21.1	29	VS42SIT5BM
	VS 52---BM	52	44.6	32	VS52NBRBM	40.3	31.6	VS52SIT5BM
	VS 62---BM	62	86.4	37.5	VS62NBRBM	79.4	41	VS62SIT5BM
	VS 88---BM	88	201.3	93	VS88NBRBM	181.1	98.5	VS88SIT5BM

Suction Cups with 2.5 Bellows



(1) Actual force of the suction cup in use with a 65% vacuum and including a safety factor of 2 for horizontal handling.

VSA-VS BM

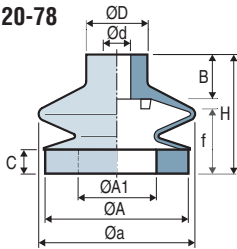
Suction Cups with Foam Ring Seals


Dimensions



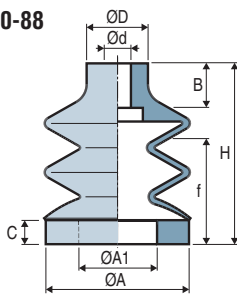
Dimensions

VSA-BM 20-78



							NBR					SIT5 / SI				
	ØA	Øa	Ød	ØD	B		ØA1	C	H	f ⁽²⁾	(g)	ØA1	C	H	f ⁽²⁾	(g)
 VSA20 ... BM	20	20	4	10	9		10	2	18.2	6	1.8	10	2	18.2	6	1.8
VSA25 ... BM	25	25	4	10	9		16	2	25.3	11.3	3.4	13	2	25.3	10.2	3.4
VSA 26 ... BM	25	30	8	16	13		16	2	26.5	6.8	4.7	13	2	26.5	7.1	4.7
VSA 33 ... BM	32	36.2	8	18	13		22	5	32.5	13.5	7.3	19	2	29.5	12.0	7.5
VSA 43 ... BM	42	46	8	18	13		28	5	33	15.0	12.5	20	5	33	15.0	14
VSA 53 ... BM	53	59	8	18	13		33	10	44	20.0	23.6	33	5	39	17.5	23.7
VSA 63 ... BM	62	67	8	18	13		42	10	44	20.0	27.8	42	5	39	17.5	28.4
VSA 78 ... BM	78	83	12	25	20		58	10	56.8	19.0	62.1	54	5	51.8	16.5	63.6

VS-BM 20-88



VS 20 ... BM	20	-	4	10	9		10	2	25	9.6	2.5	10	2	25	10	2.6
VS 25 ... BM	25	-	4	10	9		16	2	36.7	19.6	4.4	13	2	36.7	17.3	4.5
VS 26 ... BM	25	-	8	16	13		16	2	35	12.3	6.6	13	2	35	11.6	6.8
VS 32 ... BM	32	-	8	18	13		22	5	42.5	17.0	9.3	19	2	39.5	15.5	9.5
VS 42 ... BM	42	-	8	18	13		28	5	51	24.5	18.9	20	5	51	24.5	20.4
VS 52 ... BM	53	-	8	18	13		33	10	59	32.0	26.9	33	5	54	29.5	27
VS 62 ... BM	62	-	8	21	13		42	10	65	36.0	37.1	42	5	60	33.5	40.5
VS 88 ... BM	88	-	12	25	20		68	10	97.5	53.5	123.6	64	5	92.5	51.0	125.4

(2) f = Deflection of the suction cup.

Note: All dimensions are in mm.

The values represent the average characteristics of our products.



Please specify the part n°. e.g. VS42NBRBM
See part n° table above

Selection of fittings: please refer to fittings which are available in the suction cup series. VSA series: page 2/27, VS series: page 2/47.

VSA-VS BM-SIF

Suction Cups with Foam Ring Seals (Food-grade silicone FDA Standard)



Industry-specific application



Types of use



The standard VSA and VS suction cups series, equipped with the VSBM-SIF, are suitable for gripping products with an irregular or ridged surface, and are FDA-compliant.

- Flat surfaces with bumps or hollows.
- Any rough surfaces for which the suction cups' lips do not seal properly.

Materials

SIT5 50 Shore A translucent silicon

SIF Food-grade silicone FDA Standard

VSA-VS BM-SIF suction cups are compatible with FDA food standards (FDA 21 CFR 177.2600.).

Specifications

Some suction cup models are available with a foam ring:

- **VSA series:** Standard 1.5 bellows suction cups, Ø 20 to 78 mm in transparent silicone (SIT5).
- **VS series:** Standard 2.5 bellows suction cups, Ø 20 to 88 mm in transparent silicone (SIT5).
- Foam ring in silicone (SIF) for transparent suction cups (SIT5) and silicone glue. (Resistant up to 200°C and leaves no marks on gripped products. Do not use for gripping of products before painting or lacquering.)
- Assembling: foam rings are factory-bonded onto suction cup lips.

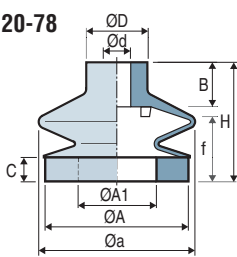
Suction Cup Properties

VSA Suction Cups with 1.5 Bellows					VS Suction Cups with 2.5 Bellows				
	Ø (mm)	cm ² (SIT5 / SIF)	(N) ⁽¹⁾	SIT5 / SIF		Ø (mm)	cm ² (SIT5 / SIF)	(N) ⁽¹⁾	SIT5 / SIF
VSA 20	20	1.3	4	VSA20SIT5BMSIF	VS 20	20	2.4	4.1	VS20SIT5BMSIF
VSA 25	25	3.2	8	VSA25SIT5BMSIF	VS 25	25	5.6	8	VS25SIT5BMSIF
VSA 26	26	4.1	6.7	VSA26SIT5BMSIF	VS 26	26	6.4	8	VS26SIT5BMSIF
VSA 33	33	5.3	15	VSA33SIT5BMSIF	VS 32	32	10.6	12.6	VS32SIT5BMSIF
VSA 43	43	10.8	26	VSA43SIT5BMSIF	VS 42	42	21.1	29	VS42SIT5BMSIF
VSA 53	53	30.5	35	VSA53SIT5BMSIF	VS 52	52	40.3	31.6	VS52SIT5BMSIF
VSA 63	63	45.9	50	VSA63SIT5BMSIF	VS 62	62	79.4	41	VS62SIT5BMSIF
VSA 78	78	87.5	76	VSA78SIT5BMSIF	VS 88	88	181.1	98.5	VS88SIT5BMSIF

(1) Actual force of the suction cup in use with a 65% vacuum and including a safety factor of 2 for horizontal handling.

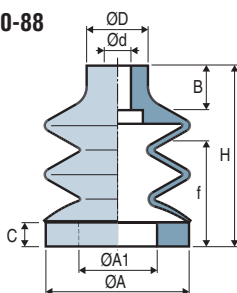
Dimensions

VSA-BM 20-78



	ØA	Øa	Ød	ØD	B	ØA1	C	H	f ⁽²⁾	(g)
VSA20SIT5BMSIF	20	20	4	10	9	10	2	18	6.0	1.9
VSA25SIT5BMSIF	25	25	4	10	9	13	2	25	13.0	3.3
VSA26SIT5BMSIF	25	30	8	16	13	13	2	27	7.0	5
VSA33SIT5BMSIF	32	36.2	8	18	13	19	2	29.5	12.0	7.5
VSA43SIT5BMSIF	42	46	8	18	13	20	5	33	15.0	14
VSA53SIT5BMSIF	53	59	8	18	13	33	5	39	17.5	23.7
VSA63SIT5BMSIF	62	67	8	18	13	42	5	39	17.5	28.4
VSA78SIT5BMSIF	78	83	12	25	20	54	5	51.8	16.5	63.6

VS-BM 20-88



VS20SIT5BMSIF	20	-	4	10	9	10	2	25	11.0	2.6
VS25SIT5BMSIF	25	-	4	10	9	13	2	36	21.0	4.6
VS26SIT5BMSIF	25	-	8	16	13	13	2	33	12.0	6.6
VS32SIT5BMSIF	32	-	8	18	13	19	2	39.5	15.5	9.5
VS42SIT5BMSIF	42	-	8	18	13	20	5	51	24.5	20.4
VS52SIT5BMSIF	53	-	8	18	13	33	5	54	29.5	27
VS62SIT5BMSIF	62	-	8	21	13	42	5	60	33.5	40.5
VS88SIT5BMSIF	88	-	12	25	20	64	5	92.5	51.0	125.4

(2) f = Deflection of the suction cup.


Note: All dimensions are in mm.

The values represent the average characteristics of our products.



Please specify the part n°. e.g. **VS42SIT5BMSIF**
See part n° table above

Selection of fittings: please refer to fittings which are available in the suction cup series. **VSA series:** page 2/27, **VS series:** page 2/47.



2 VSA-VS BM-SIF